


# Straight Line Bevelling Machine





Our Straight Line Beveller is used for the production of bevelled mirrors and glass. The machine is designed and manufactured to the exacting standards and accuracy that is required to produce quality sharp accurate bevels. A chassis of stabilised cast iron, repeatedly tempered and machined lies as the heart of this precision equipment.

## FEATURES

- ▶ Easy to set up using touch screen and Mitsubishi plc controller.
- ▶ Bevels up to 40mm on 3 -15mm glass.
- ▶ Bevel Angle 0- 25 Degrees.
- ▶ Speed 0.7 – 3mtr per minute.
- ▶ Min Glass size 100mm x 100mm.
- ▶ Ten Spindle machine. 2 diamond, 1 peripheral, 4 polish , 2 cerium.
- ▶ Dimensions 6.8 x 1.3 x 2.6mtr
- ▶ Weight 3800Kg
- ▶ Total power 20.5Kw

## CONTACT

### SALES

 01455 251151  
 sales@atlantic-machinery.co.uk

### STUART HEADINGTON

 07803 758291  
 s.headington@atlantic-machinery.co.uk

