



ATLANTIC VERTICAL COMPACT GLASS WASHERS

The Atlantic Compact range of vertical washers are designed for applications where space is limited. High quality components are assembled in a compact stainless steel box sectional frame. These washers have been used in the flat glass industry for over 25 years.

FEATURES

- ▶ Washer chassis, water tanks, bearings and shafts stainless steel
- ▶ Simple open plan box section design for easy maintenance
- ▶ Inspection window
- ▶ Hot water with thermostat
- ▶ Lighting panel on outfeed for inspection
- ▶ Working height 760mm (bottom edge of glass)
- ▶ Safety isolator door switches
- ▶ Low water cut-out switch
- ▶ Noise reduction, induction box
- ▶ Choice of working direction

OPTIONS

- Longer in/outfeed racks, or conveyorised in/outfeed
- Additional set of rotary brushes on 2 brush model
- Additional rinse section on single tank model
- Thick glass modification 3 – 19mm
- Choice of rotary brushes



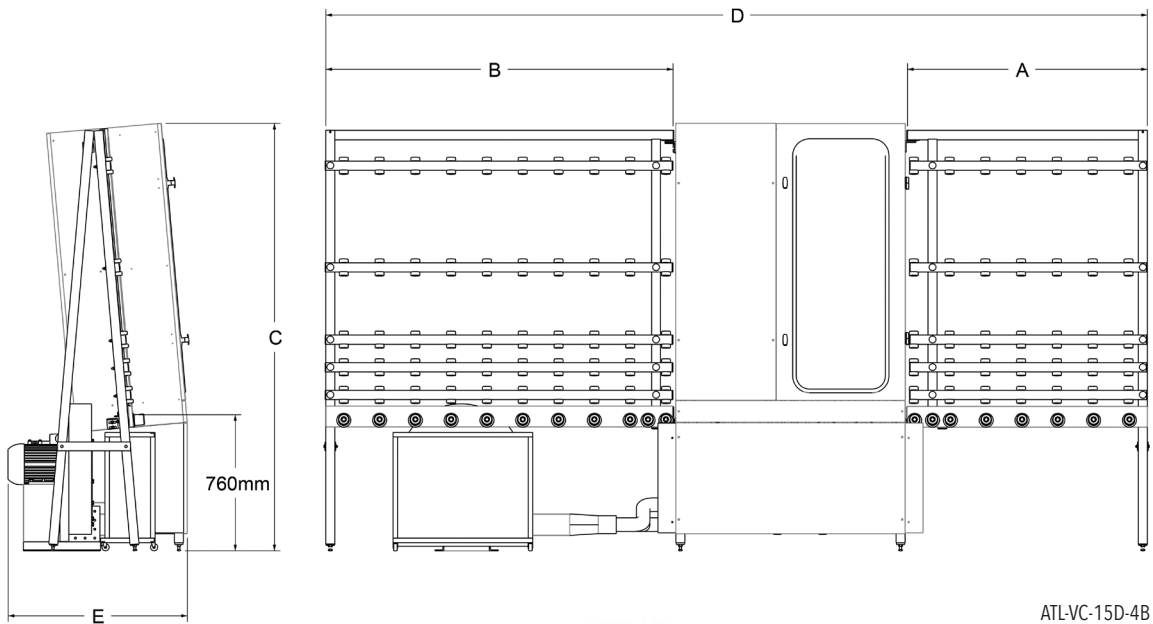
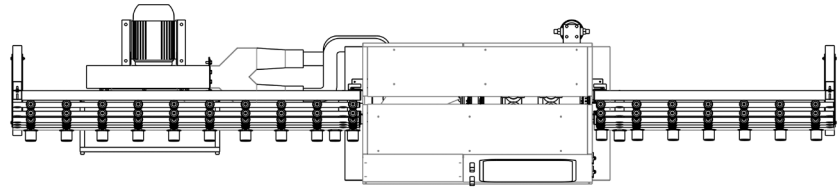
ATL-VC-13S-2B

ATLANTIC VERTICAL COMPACT GLASS WASHER MODELS


Atlantic Vertical Compact							A	B	C	D	E			
Machine Type	Washable Height (mm)	Brushes	Tanks Wash Stages	Top Design	Length (mm)	Glass Thickness (mm)	Manual		Overall Height (mm)	Overall Length (mm)	Overall Width (mm)	Speed m/min	Weight (Kg)	Power (kW)
							Input (mm)	Output (mm)						
ATL-VC-13S-2B	1300	2	1	Open	200	3-12	1400	1400	2120	3750	700	3.5	700	8
ATL-VC-13D-4B	1300	4	2	Open	200	3-12	1400	2000	2150	4680	800	5	900	11
ATL-VC-15S-2B	1500	2	1	Open	200	3-12	1400	1800	2350	4480	700	3.5	800	9
ATL-VC-15D-4B	1500	4	2	Open	200	3-12	1400	2000	2350	4680	800	5	1000	12
ATL-VC-18D-4B	1800	4	2	Closed	200	3-12	1800	2000	2650	5080	800	5	1100	12




Atlantic Compact Models



ATL-VC-15D-4B



ATL-VC-13S-2B fitted with an additional set of rotary brushes. This achieves an extremely compact machine with 4 Brushes.



Atlantic compact 1.3m showing the simple open plan design